

SUBURBAN WORK:



A Modern Bathroom in Stillwell - This color rendering done by us shows the drama of color – The bath was designed by Billie Deatheridge Home Designs.




BEFORE



AFTER

CURRENTLY WITH TOUCH OF DISTINCTION (4th QUARTER) COLOR & DESIGN NEWSLETTER



(816) 931-9145

*Adding value by infusing period architecture
with the modern lifestyle*

- Paul Helmer – principal -

HELPFUL IDEAS

Your newsletter with help for design & color



QUESTION - I have a Victorian home. How should I landscape it? *Color rendering, colors and landscaping by TOD*

RESPONSE - *This New Queen Ann home in Olathe is a perfect example of what to do. During this period exotic planting of many types were used, formal trimming was*
(Continued below on page 2)

URBAN WORK:



AS IS



Other Area Homes

Leavenworth, KS – This modest Ranch Style home is in an older part of town. To fit in, we looked at surrounding houses. Some are brick, some are frame, some are cottage style, while others are bungalows. We knew that with the major addition of a master suite we could change the overall expression of the home.



We designed an adaptation of the bungalow style. **Here we:**

- **Built a hipped roof addition with dormer vents.** (These play upon attic dormers prevalent in the area.)
- **The window style was changed to Arts and Crafts 3 vertical over 1.**
- **The screened porch was changed to have 4 square posts and an inset grid to mimic that of the window details.**
- **The flat ceiling was removed and now the porch ceiling will be vaulted**
(Continued below on page 2)

(Above Before and After)

Curb Appeal Renovation in

Westwood, KS - The before and after of this 1950's Cape Cod home shows a dramatic color change as well as:

- Simplification of the kitchen window from being overdone with planter and shutters while no other window has this treatment
- We underlined two round wall openings with a horizontal planter complete with 4 brackets
- New lighting in a round motif was added to its round environment

Hallbrooke Sidewalk — this 2010 sidewalk was supposed to be tinted bomonite concrete. It was to have the appearance of a flagstone pathway complete with joints and a stone appearance. To remedy this major problem we masonry stained the sidewalk and contrasted the masonry joints to create the illusion of real stone. With happy results we turned the sad homeowners into a happy ones.



BEFORE TOD



AFTER

often done along with paired urns and unusual shaped leaves such as: elephant ears, cannas and espalier trees. Hanging baskets low growing ground covers were used against the porch. In the yard were specialty arrangements of flowers sometimes bermed. All was done to provide a beautiful view not only from the exterior for those passing by but also attractive views were seen from the inside looking out.

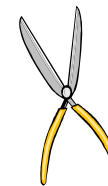
Decorative Painting on a Brookside Staircase — the risers on this stair were always a scuffed white color and ordinary looking. Now colors have artfully been used to bring together furniture fabric, pictures on the wall and colors in immediate proximity to them.



- Half brick veneer will sport the front and partial side views of the home. (This gives the home a more substantial appearance and adds the embellishment of a soldier course below the window sills.



Faux painted new door and woodwork





A Day of Beauty We are happy to announce a new way of serving you, your home and landscape. Many people know that their home is in need of a manicure. Touch of Distinction offers “A Day of Beauty”. Here we work along side you or by ourselves both at a lower price than our design pricetag.

We offer:

- Trimming of shrubbery and small out of shape ornamental trees
- Cutting in edges of your landscape that are getting out of hand
- Installation of pathways including flagstone
- Planting of perennials and shrubbery
- The passing along to you of cost savings as a vendor installer



**JUST
FOR
FUN**



This Queen Ann Victorian in Hyde Park was rather **monStrous complete with nasty cob webs galore on Halloween. Look closely above, you can see some ghouls haunting the house above
... Perhaps some previous owners?????????**